






ICPMSK Programme





Careway Integrated Care Pathways Musculoskeletal (ICPMSK) is an ACC funded programme that provides injured New Zealanders with better access to great healthcare services.

-  **No co-payment** for physiotherapy treatments
-  Earlier diagnosis
-  **Faster time** to treatment
-  Easy access to healthcare services including surgery
-  **Quicker** recovery times



Who can access Careway?

If your patient has an accepted ACC claim for a musculoskeletal injury to the Knee, Shoulder or Spine, refer to your local Orthopaedic Surgeon or a Careway Physio and let them know this is a patient for Careway. They will assess them and undertake the next steps as appropriate.




Knee Pathway (including ACL, Fractures, Meniscal injuries and Patello-femoral)

-  No evidence of moderate to severe OA; and
-  Mechanisms, swollen knee, limping or not able to weight bear; and
-  Lachmans test indicating ligamentous or patella pathology or meniscal that hasn't settled after 4 weeks physio rehab; or
-  Tibial or femoral condyle, Patella, Osteochondral Fractures;






Knee Pathway: Total Knee Replacement and High Tibial Osteotomy

-  Clear evidence of post traumatic osteoarthritis (PTOA); and
-  Past history ligament injury/ fracture and /or meniscus injury


Shoulder Dislocation Pathway

-  Under 40 and/or physiologically appropriate; and
-  Traumatic shoulder instability, dislocation/ No fracture or suspicion of occult fracture; and
-  No rotator cuff tear

Shoulder Rotator Cuff Pathway

-  Under 65 or physiologically young; and
-  Confirmed Rotator Cuff tear; and
-  No fracture or suspicion of occult fracture; and
-  Pain with resisted cuff testing and when lifting arm to shoulder height; and
-  Acute traumatic shoulder pain

Shoulder Fracture Pathway

-  Confirmed clavicle, glenohumeral joint, humerus or glenoid fracture

Spine Lumbar Pathway

-  Leg Dominant pain or lumbar fracture

EASY, FAST Referrals



Refer the patient to your [local Orthopaedic Surgeon or Careway Physiotherapist](#) via SR or through your usual referrals channels (just be sure to say for 'Careway')

Healthlink EDI: **carewaym**

See your local Careway Providers at www.careway.co.nz/providers

What services are provided?

A multidisciplinary team will work with your patient providing a range of quality, no cost, healthcare services to help them get better, faster:

-  Orthopaedic Surgeons
-  Physiotherapists
-  Sports Physicians
-  Vocational/ Occupational Therapists
-  Pain Services
-  Psychological Services

