


How to find us. Journey 2


From ACH Main Entrance



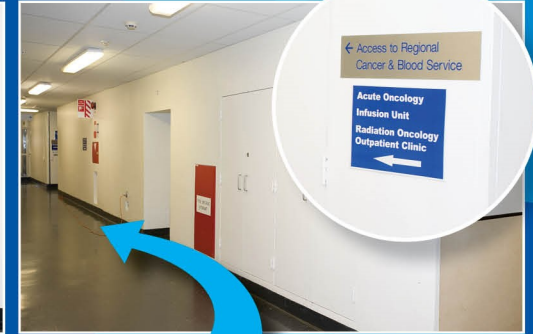
Cross the zebra crossing outside the main entrance over to the side entrance of the support building ...



enter through the sliding doors ...



proceed straight ahead through the double doors ...



go down the hallway through the next set of doors then turn left ...



take the next right from where the green line on the floor starts ...



follow the green line straight ahead and then left through the double doors ...



proceed straight ahead through the double doors ahead, passing the lifts on your left...



you've reached the Clinical Skills entrance to your right.